

UBC THUNDERBIRDS

BASKETBALL

2008-09 MEDIA GUIDE



PACIFIC DIVISION CHAMPIONS





2008-09 UBC MEN'S BASKETBALL

Head Coach: Kevin Hanson, 9th season

Assistants: Randy Nohr, Vern Knopp, Jordan Yu, Dahman Boudraa, James Derouin

Trainer: Kymberly McDonald

NO	NAME	POS	HGT	WGT	ELIG	PROGRAM	HOMETOWN	LAST TEAM
4	Josh Whyte	Guard	6'4"	190	3	Arts	Calgary, AB	Univeristy of Victoria
5	Blain LaBranche	Guard	6'4"	180	4	Arts	Edmonton, AB	Grant MacEwan College
6	Akeem Pierre	Guard	5'11"	185	1	Arts	Richmond, BC	Palmer Secondary
7	Alex Murphy	Guard	6'2"	190	3	Human Kinetics	Richmond, BC	St. Geroge's HS
8	Chris Dyck	Guard	6'3"	195	5	Commerce	Winnipeg, MB	University of Manitoba
9	Brent Malish	Forward	6'6"	205	3	Arts	Langley, BC	Brookwood HS
10	Brett Leversage	Guard	6'0"	175	4	Arts	Delta, BC	Delta HS
11	Kyle Watson	Guard	6'6"	190	4	Human Kinetics	Richmond, BC	Langara College
12	Bryson Kool	Forward	6'8"	240	5	Human Kinetics	Pitt Meadows, BC	Pitt Meadows HS
13	Graham Bath	Forward	6'5"	225	2	Arts	Langley, BC	Brookwood HS
14	Matt Rachar	Forward	6'7"	210	5	Arts	Burnaby, BC	Alpha HS
15	Nathan Yu	Guard	6'2"	190	2	Arts	Richmond, BC	Vancouver College
16	Balraj Bains	Forward	6'9"	200	2	Arts	North Delta, BC	North Delta HS

CHAMPIONSHIP PREVIEW

One of the top ranked teams in the CIS to begin the season, the UBC Thunderbirds didn't deviate from that position as they claimed their fourth straight Pacific Division title in 2009 after a 21-2 regular season record saw them clinch home court advantage throughout the playoffs.

Playing in one of the country's best divisions that was home to three CIS Top 10 ranked teams and a fourth place squad with a 12-2 (14-9 overall) record against teams not ahead of them in the Pac-D, the Thunderbirds dropped just three games all season to CIS competition (29-3 overall) en route to finishing second in the final CIS Top 10 poll.


After losing the Consolation Final of the 2008 CIS Final 8, the T-Birds came into this season with all but one player from that roster returning and added a proven all-star in point guard Josh Whyte.

Based on the depth and experience of the Thunderbirds, they won both the 2007 and 2008 Canada West Championships, head coach Kevin Hanson's biggest challenge coming into the season was going to be a balancing act of a deep bench.

This was an act that Hanson, who was named the 2009 Canada West Coach of the Year, was able to master.

The Thunderbirds sported a roster with 10 players averaging at least 10 minutes per game with eight of those 'Birds scoring more than six points per game. That balance led UBC to first in Canada West scoring (85.1 points per game) while allowing the second fewest points (66.1 per game). Their league best scoring margin of +19 was more than seven points larger than next best in the conference.

Continued on next page



Josh Whyte was named a second-team Canada West all-star in his first season with the UBC Thunderbirds after finishing tied for fourth in the league with 4.9 assists per game and second on the T-Birds with 13.8 points per game.

RICH LAM

UNIVERSITY OF BRITISH COLUMBIA

Location	Vancouver, B.C.
Founded	1908
Enrollment	43,000
President	Prof. Stephen Toope
Chancellor	Sarah Morgan-Silvester

DEPARTMENT OF ATHLETICS

Athletic Director	Bob Philip
Department phone	604-822-2503
Department fax	604-822-6011
Address	272-6081 University Blvd / V6T 1Z1
Nickname	Thunderbirds
Colours	Blue and Gold
Affiliations	CIS, Canada West; NAIA, Region 1
National Championships	81 CIS, 3 NAIA
Sports Information office	604-822-9115
SID email	varsity@interchange.ubc.ca

THUNDERBIRD MEN'S BASKETBALL

Affiliation	CIS, Canada West
First season of men's basketball	1915
Canada West/Western Canadian Championships	15
Most recent	2008
2008 CIS/Canadian Championships	5
Most recent	1972
CIS tournament appearances	16
Last appearance	2008
Championship final appearances	5
Last championship final appearance	1986
Head Coach	Kevin Hanson
Alma mater	UBC ('87, '94)
Record at UBC	219-91 (9 seasons)
Hanson phone	604-822-6659
Hanson email	kehanson@interchange.ubc.ca
Fulltime Assistant	Randy Nohr
Nohr phone	604-822-1358
Nohr email	rnohr@interchange.ubc.ca
Home court	War Memorial Gymnasium
Capacity	3,000
Opened	1951

TEAM INFO

2008-09 Canada West record	21-2
2008-09 Canada West finish	1st
2008-09 Canada West Playoffs	2nd
2008-09 Overall record	29-3
Final CIS top ten ranking	2
Highest CIS top ten ranking	1
Starters returning/lost	5/0
Letterwinners returning/lost	12/0

24-hour scores and info:

604.822.BIRD www.gothunderbirds.ca

CONTENT: UBC Sports Information

DESIGN: Brent "Sol" Sallee

PHOTOGRAPHY: Richard Lam

The regular season campaign began with seven straight victories and UBC's first loss of the season came on the road 76-73 to the Regina Cougars. The T-Birds won their next five games before an 87-78 road loss to the TWU Spartans early in the second half of the season.

UBC closed their regular season with nine straight wins before sweeping past the SFU Clan and TWU Spartans in the Pac-D playoffs with a pair of 2-0 series victories. They beat Brandon 92-71 at the Canada West Final Four to secure a spot at the CIS Nationals. Their 14-game win streak came to an end, however, with their first home loss of the season, an 80-76 defeat at the hands of the Calgary Dinos, a team they had defeated 91-76 earlier this season, in the CW Championship game.

A trio of fifth-years formed the veteran nucleus of this year's team, with Chris Dyck, Matt Rachar, and Bryson Kool starting a combined 83 of a possible 87 games.

Whyte, who was in his first season with the T-Birds, started all 21 regular season games he dressed and combined with Dyck to form one of the most potent backcourt duos in the conference.

Both Dyck and Whyte were named Canada West second-team all stars. This was the third straight season Dyck has earned that honour, he was also named the Canada West nominee for the Ken Shields award given to the student-athlete exhibiting outstanding achievement in basketball, academics and community involvement, as he led the T-Birds with 14 points per game and added 4.5 rebounds during conference play.

Whyte was second on the team in scoring with 13.8 points per game and finished tied for fourth in the CW in assists (4.9 per game), and third in assist-to-turnover ratio (2.2). Both players, however,

averaged just 25 minutes per game during the regular season, making their numbers all the more impressive.

Rachar (8.3 points and 5.6 boards per game) and Kool (7.5 points, 5.4 boards, and 1.2 blocks per game) capped impressive five-year stints with the T-Birds with another pair of solid seasons. Both players played in all 109 regular season conference games over their careers and they rank tied for first in that category in conference history.

Not to be lost in all the T-Bird depth was the outstanding play of fourth-year Blaine LaBranche and third-year Brent Malish. LaBranche worked his way into a starter's role by season's end and ranked third on the team in regular season scoring with 11.3 points per game in only 20 minutes of action per contest.

Malish was the T-Birds sixth man and the talented junior came off the bench to lead the T-Birds in rebounding (5.9 per game) while adding 8.7 points per contest. He was also called upon to guard some of the best big men in the conference and hit numerous clutch threes as his inside-outside game caused match-up problems all season long.

UBC also got solid contributions from sophomore guard Nathan Yu (6.5 points per game) who had the team's top three-point shooting percentage (39.7%), senior forward Kyle Watson (6.2 points per game) who made 14 starts this year, and junior guard Alex Murphy (4.7 points and 2.9 assists per game in just 17 minutes) who stepped up into a starter's role when Whyte was out with injury leading UBC to four straight victories.

In the post, sophomores Graham Bath and Balraj Bains give the T-Birds depth and outstanding hustle and defence (they combined for 6.5 points, 4.8 boards, and 1.0 blocks per game), while rookie guard Akeem Pierre and senior guard Brett Leversage saw action in a combined 25 games this season.



2008-09 UBC INDIVIDUAL CONFERENCE STATISTICS



##	PLAYER	GP	GS	PTS	AVG	FG	FGA	PCT	3FG	FGA	PCT	FT	FTA	PCT	OFF	DEF	TOT	AVG	PF	FO	A	TO	BLK	STL	MIN	AVG
08	Chris Dyck	22	22	307	14.0	109	277	.394	40	124	.323	49	59	.831	15	83	98	4.5	37	0	54	49	4	38	558	25.4
04	Josh Whyte	21	21	290	13.8	100	204	.490	15	42	.357	75	100	.750	29	46	75	3.6	46	0	103	46	2	39	537	25.6
05	Blain LaBranche	23	10	261	11.3	79	184	.429	40	104	.385	63	76	.829	13	36	49	2.1	29	0	42	42	5	16	464	20.2
09	Brent Malish	23	3	200	8.7	75	162	.463	25	66	.379	25	37	.676	30	105	135	5.9	58	2	14	33	14	12	473	20.6
14	Matt Rachar	23	23	190	8.3	76	155	.490	1	9	.111	37	64	.578	43	86	129	5.6	64	1	22	37	12	29	493	21.4
12	Bryson Kool	23	20	172	7.5	68	138	.493	0	0	.000	36	60	.600	41	84	125	5.4	53	0	14	27	27	10	467	20.3
15	Nathan Yu	23	0	150	6.5	56	123	.455	25	63	.397	13	19	.684	15	13	28	1.2	30	0	23	23	4	18	341	14.8
11	Kyle Watson	19	14	118	6.2	41	79	.519	8	23	.348	28	38	.737	24	51	75	3.9	42	0	19	22	2	27	325	17.1
07	Alex Murphy	23	2	108	4.7	32	88	.364	4	26	.154	40	55	.727	6	38	44	1.9	28	0	67	37	1	15	402	17.5
13	Graham Bath	19	0	72	3.8	27	50	.540	0	1	.000	18	23	.783	22	17	39	2.1	43	1	7	18	3	6	192	10.1
16	Balraj Bains	21	0	57	2.7	23	33	.697	0	0	.000	11	20	.550	30	26	56	2.7	47	3	1	12	17	4	186	8.9
06	Akeem Pierre	14	0	24	1.7	8	29	.276	3	14	.214	5	8	.625	2	9	11	0.8	19	0	8	12	0	6	110	7.9
10	Brett Leversage	9	0	8	0.9	4	4	1.000	0	0	.000	0	0	.000	1	7	8	0.9	7	0	11	8	0	5	77	8.6
	Total	23		1957	85.1	698	1526	.457	161	472	.341	400	559	.716	333	650	983	42.7	503	7	385	375	91	225	4625	
	Opponents	23		1521	66.1	515	1342	.384	135	439	.308	356	537	.663	254	552	806	35.0	481	-	259	476	76	144	4626	

CANADA WEST REVIEW

CIS RANKING

Rankings (preseason to final poll): 2-2-1-2-2-2-2-3-3-3-2-2-2-2

2008-09 CANADA WEST STANDINGS

Pacific	GP	W	L	Pct	PF	PA	Pts
UBC	23	21	2	.913	1957	1521	42
Trinity Western	23	17	6	.739	1834	1699	34
Victoria	23	17	6	.739	1719	1507	34
Simon Fraser	23	14	9	.609	1747	1703	28
UFV	23	7	16	.304	1647	1856	14
Thompson Rivers	23	2	21	.087	1607	2053	4

Central	GP	W	L	Pct	PF	PA	Pts
Calgary	22	17	5	.773	1834	1574	34
Alberta	22	13	9	.591	1717	1703	26
Saskatchewan	22	10	12	.455	1774	1726	20
Leithbridge	22	5	17	.227	1578	1756	106

Great Plains	GP	W	L	Pct	PF	PA	Pts
Brandon	22	13	9	.591	1823	1760	26
Regina	22	12	10	.545	1711	1691	24
Winnipeg	22	5	17	.227	1528	1723	10
Manitoba	22	4	18	.182	1653	1857	8

TEAM CONFERENCE STATS (RANK)

Scoring offence:	85.1	1st
Scoring defence:	66.1	2nd
Scoring margin:	+19.0	1st
Field-goal percentage:	45.7%	3rd
Field-goal defence:	38.4%	3rd
Free-throw percentage:	71.6%	2nd
Three-point pct:	34.1%	6th
Rebounding margin:	+7.7	2nd

INDIVIDUAL CONFERENCE LEADERS (RANK)

Scoring:	Chris Dyck	14.0	24th
Rebounding:	Brent Malish	5.9	21st
Field-goal pct:	Matt Rachar	49.0%	15th
Free-throw pct:	Chris Dyck	83.1%	4th
Three-point pct:	Nathan Yu	39.7%	6th
Assists:	Josh Whyte	4.9	T-4th
Steals:	Josh Whyte	1.9	13th
Blocks:	Bryson Kool	1.2	5th
Ast/Turnover ratio:	Josh Whyte	2.2	3rd

2008-09 OVERALL RESULTS

(OVERALL: 29-3 CANADA WEST: 21-2 HOME: 19-1 AWAY: 10-2)

DATE	OPPONENT	SCORE	HIGH PTS	HIGH REB
Oct 9	WILFRID LAURIER	W 96-67	20-Matt Rachar	9-Matt Rachar
Oct 11	WILFRID LAURIER	W 95-37	17-Josh Whyte	8-Matt Rachar
Oct 19	LAKEHEAD	W 97-67	25-Matt Rachar	12-Brent Malish
Oct 24	* at Saskatchewan	W 79-69	20-Brent Malish	5-Bryson Kool
Oct 25	* at Alberta	W 84-56	15-Blain LaBranche	6-Kyle Watson
Oct 30	* TRINITY WESTERN	WOT 96-89	19-Blain LaBranche	10-Bryson Kool
Nov 1	* TRINITY WESTERN	W 71-59	13-Josh Whyte	7-Chris Dyck
Nov 7	* at Victoria	W 65-57	15-Brent Malish	10-Brent Malish
Nov 8	* at Victoria	W 86-77	16-Chris Dyck	13-Brent Malish
Nov 14	* at Brandon	W 87-74	21-Bryson Kool	10-Bryson Kool
Nov 15	* at Regina	73-76 L	29-Josh Whyte	5-Brent Malish
Nov 21	* SIMON FRASER	W 90-69	26-Chris Dyck	8-Bryson Kool
Nov 22	* at Simon Fraser	W 83-69	16-Chris Dyck	10-Bryson Kool
Nov 28	* VICTORIA	W 72-65	14-Josh Whyte	10-Brent Malish
Jan 3	* at Thompson Rivers	W 106-51	23-Josh Whyte	11-Brent Malish
Jan 4	* at Thompson Rivers	W 94-58	15-Blain LaBranche	7-Matt Rachar
Jan 8	* at Trinity Western	78-87 L	21-Chris Dyck	6-Chris Dyck
Jan 10	* SIMON FRASER	W 79-67	23-Josh Whyte	9-Matt Rachar
Jan 16	* WINNIPEG	W 98-58	15-Chris Dyck	6-Kyle Watson
Jan 17	* MANITOBA	W 91-64	25-Blain LaBranche	7-Matt Rachar
Jan 23	* at UFV	W 88-65	20-Josh Whyte	6-Bryson Kool
Jan 24	* at UFV	W 86-67	20-Blain LaBranche	9-Matt Rachar
Jan 30	* LETHBRIDGE	W 87-32	17-Josh Whyte	6-Balraj Bains
Jan 31	* CALGARY	W 91-76	27-Josh Whyte	8-Bryson Kool
Feb 6	* THOMPSON RIVERS	W 89-73	18-Blain LaBranche	11-Brent Malish
Feb 7	* UFV	W 84-63	15-Chris Dyck	8-Chris Dyck
Feb 13	! SIMON FRASER	W 97-72	22-Chris Dyck	11-Brent Malish
Feb 14	! SIMON FRASER	W 101-84	31-Chris Dyck	8-Matt Rachar
Feb 20	! TRINITY WESTERN	W 83-80	28-Chris Dyck	7-Bryson Kool
Feb 21	! TRINITY WESTERN	W 80-64	16-Chris Dyck	8-Bryson Kool
Feb 27	! BRANDON	W 92-71	24-Chris Dyck	10-Brent Malish
Feb 28	! CALGARY	76-80 L	23-Chris Dyck	9-Brent Malish

* Canada West Conference game / ! Playoff game

2008-09 CANADA WEST AWARDS

Most Valuable Player

Jacob Doerksen, Trinity Western

Rookie of the Year

Sam Freeman, Fraser Valley

Defensive Player of the Year

Frank Bradley, Simon Fraser

Ken Shields Award Nominee

Chris Dyck, UBC

Coach of the Year

Kevin Hanson, UBC

First Team All-Stars

Jacob Doerksen, Trinity Western

Dany Charlery, Brandon

Ross Bekkering, Calgary

Greg Wallis, Simon Fraser

Showron Glover, Saskatchewan

Second Team All-Stars

Henry Bekkering, Calgary

Chris Dyck, UBC

Mitch Gudgeon, Victoria

Kris Heshka, Regina

Josh Whyte, UBC

CANADA WEST STATISTICS

2008-09 CONFERENCE LEADERS

SCORING	GP	FG	3FG	FT	Pts	Avg
Showron Glover-SASK	22	191	55	111	548	24.9
Dany Charlery-BRAN	22	177	50	61	465	21.1
Jacob Doerksen-TWU	19	165	19	46	395	20.8
Henry Bekkering-CALG	18	126	30	82	364	20.2
Danhue Lawrence-LETH	22	138	47	111	434	19.7
Nathan Dixon-MAN	22	145	82	59	431	19.6
Nick Lothar-WPG	22	134	49	95	412	18.7
Greg Wallis-SFU	23	155	2	100	412	17.9
Rejean Chabot-BRAN	22	147	16	73	383	17.4
Robbie Sihota-CALG	22	133	15	83	364	16.5

FREE THROW PCT	GP	M	A	Pct
Nathan Dixon-MAN	22	59	66	.894
Neb Aleksic-ALB	20	44	50	.880
Sam Freeman-UFV	22	77	88	.875
Chris Dyck-UBC	22	49	59	.831
Blain LaBranche-UBC	23	63	76	.829
Tyler Fidler-CALG	22	73	89	.820
C.G. Morrison-ALB	21	49	60	.817
Tarik Tokar-BRAN	22	59	74	.797
Troy Gottselig-SASK	22	64	81	.790
Dany Charlery-BRAN	22	61	78	.782

STEALS	GP	No.	Avg
Showron Glover-SASK	22	86	3.9
Allen Kadima-LETH	22	61	2.8
Dany Charlery-BRAN	22	58	2.6
Jeff Lukomski-REG	22	52	2.4
Jacob Doerksen-TWU	19	43	2.3
Eric Garcia-MAN	20	45	2.3
Nathan Dixon-MAN	22	45	2.0
Kris Heshka-REG	22	45	2.0
Peter Lomuro-WPG	22	44	2.0
Tristan Smith-UFV	23	43	1.9

REBOUNDING	GP	O	D	Tot	Avg
Jacob Doerksen-TWU	19	75	128	203	10.7
Ross Bekkering-CALG	22	75	153	228	10.4
Mitch Gudgeon-UVIC	23	64	169	233	10.1
Greg Wallis-SFU	23	79	142	221	9.6
Jamal Williams-REG	22	79	118	197	9.0
Myron Dean-MAN	22	101	94	195	8.9
Kris Heshka-REG	22	86	108	194	8.8
C.J. Wicker-MAN	20	53	100	153	7.7
Troy Gottselig-SASK	22	51	117	168	7.6
Greg Stewart-TRU	23	65	110	175	7.6

3-POINT FG PCT	GP	M	A	Pct
C.G. Morrison-ALB	21	37	81	.457
Louis Hurd-TWU	23	65	146	.445
Kyle Vince-BRAN	21	25	60	.417
Tyler Fidler-CALG	22	32	78	.410
Tarik Tokar-BRAN	22	31	77	.403
Nathan Yu-UBC	23	25	63	.397
Eric Garcia-MAN	20	36	91	.396
Scott Leigh-ALB	22	39	100	.390
Blain Labranche-UBC	23	40	104	.385
Nathan Dixon-MAN	22	82	215	.381

BLOCKED SHOTS	GP	No.	Avg
Myron Dean-MAN	22	56	2.5
Greg Stewart-TRU	23	51	2.2
Kris Heshka-REG	22	33	1.5
Ross Bekkering-CALG	22	29	1.3
Bryson Kool-UBC	23	27	1.2

FIELD GOAL PCT	GP	M	A	Pct
Ross Bekkering-CALG	22	110	193	.570
Jacob Doerksen-TWU	19	165	307	.537
Greg Stewart-TRU	23	80	150	.533
Sephton Spence-LETH	20	73	143	.510
Mitch Gudgeon-UVIC	23	142	280	.507
Tyler Hass-UVIC	23	118	233	.506
Harvey Bradford-ALB	22	97	192	.505
Greg Wallis-SFU	23	155	307	.505
Justin VanLoo-ALB	22	111	222	.500
Jamie Vaughan-TWU	23	130	262	.496

ASSISTS	GP	No.	Avg
Allen Kadima-LETH	22	144	6.5
Tarik Tokar-BRAN	22	132	6.0
Showron Glover-SASK	22	113	5.1
Josh Whyte-UBC	21	103	4.9
Sean Burke-SFU	21	103	4.9
Paul Schubach-REG	22	98	4.5
Nathan Dixon-MAN	22	92	4.2
Danhue Lawrence-LETH	22	91	4.1
Nick Lothar-WPG	22	89	4.0
Jamie McLeod-CALG	22	89	4.0

ASSIST/TURNOVER	GP	A	TO	Ratio
Tarik Tokar-BRAN	22	132	39	3.4
Eric Garcia-MAN	20	79	28	2.8
Josh Whyte-UBC	21	103	46	2.2
Sean Burke-SFU	21	103	51	2.0
Brandon Dunlop-UVIC	22	73	39	1.9

MINUTES PLAYED	GP	No.	Avg
Allen Kadima-LETH	22	838	38.1
Peter Lomuro-WPG	22	797	36.2
Jacob Doerksen-TWU	19	683	35.9
Showron Glover-SASK	22	788	35.8
Nick Lothar-WPG	22	783	35.6

2008-09 CONFERENCE T-BIRD LEADERS

SCORING	G	Pts	Avg
Josh Whyte	15	42	.357
Chris Dyck	22	307	14.0
Josh Whyte	21	290	13.8
Blain LaBranche	23	261	11.3
Brent Malish	23	200	8.7
Matt Rachar	23	190	8.3

FT PCT	M	A	Pct
Chris Dyck	49	59	.831
Blain LaBranche	63	76	.829
Josh Whyte	75	100	.750
Kyle Watson	28	38	.737
Alex Murphy	40	55	.727

BLOCKED SHOTS	G	No.	Avg
Bryson Kool	23	27	1.2
Balraj Bains	21	17	0.8
Brent Malish	23	14	0.6

FIELD GOAL PCT	M	A	Pct
Bryson Kool	68	138	.493
Matt Rachar	76	155	.490
Josh Whyte	100	204	.490
Brent Malish	75	162	.463

REBOUNDS	G	No.	Avg
Brent Malish	23	135	5.9
Matt Rachar	23	129	5.6
Bryson Kool	23	125	5.4
Chris Dyck	22	98	4.5

STEALS	G	No.	Avg
Josh Whyte	21	39	1.9
Chris Dyck	22	38	1.7
Kyle Watson	19	27	1.4

3-POINT PCT	M	A	Pct
Nathan Yu	25	63	.397
Blain LaBranche	40	104	.385
Brent Malish	25	66	.379

ASSISTS	G	No.	Avg
Josh Whyte	21	103	4.9

MINUTES	G	No.	Avg
Chris Dyck	22	558	25.4
Josh Whyte	21	537	25.6
Matt Rachar	23	493	21.4

2008-09 CONFERENCE TEAM LEADERS

SCORING OFFENSE				FREE THROW PCT				3PT PCT DEFENSE					
G	Pts	Avg		G	M	A	Pct	G	M	A	Pct		
UBC	23	1957	85.1	Alberta	22	332	463	.717	Calgary	22	148	516	.287
Calgary	22	1834	83.4	UBC	23	400	559	.716	UBC	23	135	439	.308
Brandon	22	1823	82.9	Brandon	22	291	411	.708	Simon Fraser	23	160	504	.317
Saskatchewan	22	1774	80.6	UFV	23	332	470	.706	Alberta	22	157	492	.319
Trinity Western	23	1834	79.7	Calgary	22	427	609	.701	Victoria	23	135	421	.321
Alberta	22	1717	78.0	Trinity Western	23	299	441	.678	Brandon	22	139	430	.323
Regina	22	1711	77.8	Simon Fraser	23	395	584	.676	Lethbridge	22	128	395	.324
Simon Fraser	23	1747	76.0	Regina	22	352	522	.674	Trinity Western	23	189	576	.328
Manitoba	22	1653	75.1	Thompson Rivers	23	304	451	.674	Winnipeg	22	140	418	.335
Victoria	23	1719	74.7	Winnipeg	22	313	466	.672	Regina	22	184	539	.341

SCORING DEFENSE				FIELD GOAL PCT				BLOCKED SHOTS				
G	Pts	Avg		G	M	A	Pct	G	No.	Avg		
Victoria	23	1507	65.5	Calgary	22	635	1359	.467	Winnipeg	22	94	4.3
UBC	23	1521	66.1	Trinity Western	23	670	1448	.463	UBC	23	91	4.0
Calgary	22	1574	71.5	UBC	23	698	1526	.457	Manitoba	22	86	3.9
Trinity Western	23	1699	73.9	Alberta	22	622	1364	.456	Calgary	22	83	3.8
Simon Fraser	23	1703	74.0	Brandon	22	689	1535	.449	Thompson Rivers	23	82	3.6
Regina	22	1691	76.9	Victoria	23	642	1465	.438	Lethbridge	22	69	3.1
Alberta	22	1703	77.4	Saskatchewan	22	648	1490	.435	Trinity Western	23	71	3.1
Winnipeg	22	1723	78.3	Regina	22	609	1475	.413	Regina	22	65	3.0
Saskatchewan	22	1726	78.5	Simon Fraser	23	605	1472	.411	Victoria	23	64	2.8
Lethbridge	22	1756	79.8	Thompson Rivers	23	576	1431	.403	Brandon	22	44	2.0

SCORING MARGIN				3PT FG PCT				ASSISTS					
G	O	D	Margin	G	M	A	Pct	G	No.	Avg			
UBC	23	85.1	66.1	+19.0	Trinity Western	23	195	527	.370	Manitoba	22	425	19.3
Calgary	22	83.4	71.5	+11.8	Alberta	22	141	390	.362	Brandon	22	393	17.9
Victoria	23	74.7	65.5	+9.2	UFV	23	183	517	.354	Calgary	22	370	16.8
Trinity Western	23	79.7	73.9	+5.9	Brandon	22	154	438	.352	UBC	23	385	16.7
Brandon	22	82.9	80.0	+2.9	Manitoba	22	244	710	.344	Trinity Western	23	378	16.4
Saskatchewan	22	80.6	78.5	+2.2	UBC	23	161	472	.341	Alberta	22	322	14.6
Simon Fraser	23	76.0	74.0	+1.9	Calgary	22	137	409	.335	Lethbridge	22	319	14.5
Regina	22	77.8	76.9	+0.9	Simon Fraser	23	142	434	.327	Victoria	23	331	14.4
Alberta	22	78.0	77.4	+0.6	Victoria	23	161	496	.325	Simon Fraser	23	318	13.8
Lethbridge	22	71.7	79.8	-8.1	Saskatchewan	22	129	400	.323	Regina	22	297	13.5

REBOUNDING				FG PCT DEFENSE				STEALS				
G	No.	Avg		G	M	A	Pct	G	No.	Avg		
Saskatchewan	22	948	43.1	Trinity Western	23	552	1461	.378	Lethbridge	22	235	10.7
UBC	23	983	42.7	Calgary	22	574	1509	.380	Saskatchewan	22	234	10.6
Regina	22	938	42.6	UBC	23	515	1342	.384	Regina	22	230	10.5
Calgary	22	912	41.5	Victoria	23	534	1375	.388	Alberta	22	218	9.9
Trinity Western	23	938	40.8	Regina	22	604	1476	.409	UBC	23	225	9.8
Simon Fraser	23	888	38.6	Winnipeg	22	625	1517	.412	Brandon	22	212	9.6
Victoria	23	883	38.4	Simon Fraser	23	631	1461	.432	Manitoba	22	196	8.9
Winnipeg	22	833	37.9	Saskatchewan	22	599	1380	.434	Victoria	23	194	8.4
Lethbridge	22	805	36.6	Manitoba	22	701	1585	.442	Calgary	22	180	8.2
UFV	23	834	36.3	Lethbridge	22	636	1431	.444	Trinity Western	23	182	7.9

KEVIN HANSON

Head Coach, 9th season

After nine seasons behind the UBC bench, Kevin Hanson has turned the Thunderbirds into a respected national power, guiding UBC to the CIS championship tournament six times in the past seven seasons and an amazing 79-10 (.888) conference record over the past four seasons.

The 2008-09 campaign was another stellar example of the T-Birds outstanding level of play in CIS basketball. UBC held a 29-3 record versus Canadian schools this year, and were 2-1 versus NCAA competition, en route to winning their fourth straight Pacific Division crown. Hanson narrowly missed guiding the T-Birds to their third straight Conference Championship, losing 80-76 to Calgary in the Canada West final. The T-Birds finished the season the no. 2 ranked team in the CIS and reached top spot in the country for one week early in the season.

For his efforts Hanson was recognized as the 2009 Canada West Coach of the Year. This is the third time his peers have tabbed him as the best coach in the conference since he took over at UBC nine seasons ago.

Hanson has led the Thunderbirds to three Canada West Championships ('03, '07, '08) and in 2005-06 steered his team to a perfect 20-0 regular season record, the first time that had happened in school history since 1969-70.

The Regina native came to UBC in 2000 after nine years behind the bench at Langara College in Vancouver. Hanson guided the Falcons to five BCCAA Provincial Championships and two CCAA National Championships in 1997-98 and 1998-99. The Falcons, 261-74 under his direction, represented British Columbia at the nationals for six consecutive years, and seven of his nine years as head coach.

The two-time UBC graduate has also been involved with Basketball Canada for several years, leading Canada's World University Games team to a bronze-medal finish at the 2003 Summer Universiade in Korea. He was also the head coach of the 2005 World University Games team in Turkey and was one of three final candidates for the senior men's national team head coaching position in 2004. In the summer of 2006, he was a guest coach at the senior men's national team camp and was head coach of the B.C. under-19 boys that won a gold medal at the 1997 Canada Summer Games.

Coach Hanson has been recognized for his success with numerous coaching awards, including CIS Coach of the Year honours in 2005-06. That season he was also named the Canada West Coach of the Year, an award he shared in 2001-02 and won out right this season. He is a four-time BCCAA Coach of the Year ('92,'94,'99,'00), was twice presented with the CCAA Coaching Excellence Award ('94 and '99), and was also named Basketball B.C. Coach of the Year in 1992 and 1994.

His post-secondary coaching experience began with the assistant positions at Vancouver Community College in 1987-88, at Simon Fraser University in 1988-89 and at UBC in 1990-91 when the Thunderbirds were Canada West Champions and consolation champions at the CIS championship.

As a player, Hanson was named Langara's outstanding male athlete and a CCAA All-Canadian in 1984. After joining the T-Birds the following season, he was twice named the team's most inspirational player ('86,'87) and was a CIS national tournament all-star in 1987, the year the 'Birds won silver. In his final game at War Memorial Gymnasium, Hanson captained the 'Birds to one of the biggest victories in the team's history when UBC defeated the seven-time defending national champion Victoria Vikes in two straight games in the best-of-three Canada West Championship final.

Hanson graduated from UBC's Faculty of Human Kinetics in 1988 and earned his Masters in Human Kinetics from UBC in 1994. He and wife Theresa, who is the Associate Director of High Performance and Intercollegiate Sport at UBC, make their home in Vancouver and have an 11-year-old daughter, Jessica.



HANSON'S CAREER OVERALL UBC RECORD

YEAR	W	L	PCT.	POSTSEASON
2000-01	13	19	.406	CW quarter-final
2001-02	18	14	.563	Pacific Division semi*
2002-03	27	11	.711	Final Eight first round
2003-04	23	13	.634	Final Ten first round
2004-05	16	14	.533	Pacific Division final
2005-06	33	5	.868	Final Ten first round
2006-07	33	6	.846	Final Eight first round
2007-08	27	6	.818	Final Eight first round
2008-09	29	3	.906	-
TOTALS	219	91	.706	-

*switched from conference to division playoff format

HANSON'S CAREER CONFERENCE UBC RECORD

YEAR	W	L	PCT.	REGULAR-SEASON FINISH
2000-01	9	13	.409	5th in Canada West
2001-02	14	6	.700	2nd in Pacific, 4th in CW
2002-03 !^	15	5	.750	1st in Pacific, 2nd in CW
2003-04 !	12	8	.600	2nd in Pacific, 4th in CW
2004-05	11	9	.550	2nd in Pacific, 6th in CW
2005-06!	20	0	1.000	1st in Pacific, 1st in CW
2006-07!^	20	3	.870	1st in Pacific, 2nd in CW
2007-08!^	18	5	.783	1st in Pacific, 3rd in CW
2008-09!	21	2	.913	1st in Pacific, 1st in CW
TOTALS	140	51	.733	-

! Pacific Division Championship

^ Canada West Championship

RANDY NOHR

Full-time Assistant, 4th season



Aldergrove native Randy Nohr was hired on as UBC's first ever full-time assistant coach back in April of 2005, bringing a wealth of knowledge and winning experience to the program.

Since joining the program, UBC has been one of the top teams in the Canada West, having won four straight Pacific Division crowns and back-to-back conference titles in 2007 and 2008. His first year with the team saw the T-Birds post a perfect 20-0 regular season mark. The next year, they had 20-3 record and last season they were

18-5 en route to their second consecutive CW title.

Nohr has one of the most impressive track records in the history of B.C. basketball, starting with back-to-back AA high school championships and an MVP award at Aldergrove in 1993-94 and 1994-95.

He went on to play for coach Hanson at Langara College in 1997-98 and '98-99, winning two CCAA national championships and twice garnering honours as a first-team BCCAA All-Star. In the '98-99 season he was also named a CCAA All-Canadian, CCAA Player of the Year and MVP of the national championship.

Nohr's university career was equally as successful, winning consecutive CIS titles with StFX in 1999-2000 and '00-01. Nohr, who was named MVP of the Final 8 Championship Tournament, still holds numerous school, conference, league and championship records, including the CIS single-season assists mark (168, 8.4 per game).

Following his post-secondary career, Nohr played professionally in Europe for three years, winning a Danish Cup and Danish Championship with SK Arhus in 2003-04. That season he was also named a second team all-star and newcomer of the year in Denmark's Basketligaen.


Nohr has also been a member of Canada's national team for four seasons, representing his country at several major international competitions including the 2005 FIBA Americas, 2003 Pan Am Games, 2001 Goodwill Games and 2001 World University Games.



VERN KNOPP
Assistant Coach




DAHMAN BOUDRAA
Assistant Coach



JAMES DEROUIN
Assistant Coach




JORDAN YU
Assistant Coach



SEAN MAXWELL
Administrative Assistant

MEET THE PLAYERS



Josh Whyte #4

Guard
6-3, 190
Third Year
Calgary, AB
University of Victoria

2008-09: Named a second-team Canada West all-star after finishing tied for fourth in the conference and leading the Thunderbirds with 103 total assists and 4.9 assists per game...played in 21 conference games starting all 21, missing two games due to injury...placed third in the Canada West with an assist/turnover ratio of 2.2...led the team with 39 total steals...was second on the team in scoring average with 13.8 points per game...had a season-high 29 points vs. Regina (Nov. 15, 2008)...recorded five 20+ point games leading the team in scoring eight times...led the team in assists 14 times...notched a season-high 14 assists vs. Thompson Rivers (Jan. 4, 2009) en route to his only double-double of the season...grabbed a season-high seven rebounds vs. Trinity Western (Nov. 1, 2008)...tallied a season high six steals vs. Regina (Nov. 15, 2008).

Other: Spent 2006-07 season with the Victoria Vikes...named a second-team Canada West all-star...Averaged 13 points per game, finished third in the CW with 5.48 assists per game, second with 3.00 steals, and first in assist-to-turnover ratio at 3.41...spent one year at Mount Royal College.



Blain LaBranche #5

Guard
6-4, 180
Fourth Year
Edmonton, AB
Grant MacEwan College

2008-09: Played in all 23 games for the Thunderbirds starting 10 and averaging 20.2 minutes per game...finished second on the team with a three-point percentage of 38.5%...was second on the team in free throw percentage at 82.9%...ranked third on the team in scoring average with 11.3 points per game...notched a season-high 25 points vs. Manitoba (Jan. 17, 2009) and tallied a season-high six 3-pointers in that game...led the team in scoring six times...recorded a season-high five assists vs. Simon Fraser (Nov. 21, 2009)...had a season-high five steals vs. Lethbridge (Jan. 30, 2009)...totaled six rebounds twice vs. Simon Fraser and Lethbridge (Jan 10/Jan. 30, 2009).

Other: Came to UBC from Grant MacEwan College where he led his team in scoring and rebounding while finishing second in assists en route to first-team all-star status...Also spent one season at Brandon University.



Akeem Pierre #6

Guard
5-11, 185
First Year
Richmond, BC
Palmer Secondary

2008-09: Appeared in 14 games during his first season as a Thunderbird averaging 7.9 minutes per game...scored seven points in 19 minutes, both season-highs vs. Alberta (Oct. 25, 2008)...recorded season-highs of three assists and two steals vs. Lethbridge (Jan. 30, 2009)...totaled 24 points, 11 rebounds, eight assists and six steals over 110 minutes of conference play.

Other: Led R.C Palmer with 22 points, 5.5 assists, 4.7 steals per game and ranked second on the team with 9.0 boards per game...Palmer won the Lower Mainland Championship and notched a 29-2 overall record.



Alex Murphy #7

Guard
6-2, 190
Third Year
Richmond, BC
St. George's HS

2008-09: Played in all 23 games for the Thunderbirds starting two and averaging 17.5 minutes per game...placed second on the team with 67 total assists and 2.9 assists per game...led the team in assists five times...had a season-high eight assists vs. Lethbridge (Jan. 30, 2009)...had a season-high 13 points in the Pacific Division semi-finals vs. Simon Fraser (Feb. 13, 2009)...grabbed a season-high five rebounds on five occasions...had a season-high two steals five times.

Other: Led UBC with 3.78 assists per game in 2007-08...ranked first in the CW with a 1.61 assist-to-turnover ratio in that same season...former Team BC member alongside Brent Malish...also played soccer and rugby for his high school.



Chris Dyck #8

Guard
6-3, 195
Fifth Year
Winnipeg, MB
University of Manitoba

2008-09: Named a second-team Canada West all-star after leading the Thunderbirds in scoring with 14.0 points per game...he was named the Canada West nominee for the Ken Shields award given to the student-athlete exhibiting outstanding achievement in basketball, academics and community involvement...appeared in 22 games for the team starting all 22 and averaging 25.4 minutes per game...missed 1 game due to injury...ranked fourth in the Canada West in free throw percentage at 83.1%...had a team and season-high 31 points and seven three-pointers in the Pacific Division semi-finals vs. Simon Fraser (Feb. 14, 2009)...led team in scoring six times in conference play scoring 20+ points three times...led the team in scoring in all six Canada West playoff games including five games with 20+ points...led the team with 40 three-pointers made shooting 32.3%...made a regular season-high five 3-pointers vs. Calgary (Jan. 31, 2009)...placed third on the team with 54 total assists and 2.5 assists per game...tallied a season-high six assists twice vs. Victoria and Thompson Rivers (Nov. 28, 2008/Feb. 6, 2009)...led Thunderbird guards and was fourth on the team with 98 total rebounds and 4.5 rebounds per game...pulled down a season-high eight rebounds vs. Fraser Valley (Feb. 7, 2009)...ranked second on the team with 38 steals...recorded a season-high five steals vs. Saskatchewan (Oct. 24, 2008).

Other: Was named a second-team Canada West all-star after both 2006-07 and 2007-08 seasons...led the Thunderbirds in scoring in 2007-08 with 18.4 points per game...Ranks eighth all-time in UBC scoring average with 15.8 points per game in conference play...ranks among CW career leaders in three pointers made, attempted, and conference games played.



Brett Leverage #10

Guard
6-0, 175
Fourth Year
Delta, BC
Delta HS

2008-09: Appeared in nine games and averaged 8.6 minutes per game for the Thunderbirds...scored four points in 15 minutes, both season-highs in a pre-season game vs. San Francisco State (Aug. 23, 2008)...recorded a season-high four assists vs. Thompson Rivers (Feb. 6, 2009)...tallied a season-high six rebounds in a pre-season game vs. Tulsa (Aug. 30, 2008)...totaled eight points, seven rebounds, 11 assists and five steals over 77 minutes of conference play.

Other: Started 20 games for the T-Birds in 2007-08...second on the team with 3.0 assists per game and added 6.7 points and 3.2 boards per contest...played on Team BC alongside Bryson Kool and Matt Rachar.



Brent Malish #9

Forward
6-6, 205
Third Year
Langley, BC
Brookwood HS

2008-09: Played in all 23 games for the Thunderbirds starting three and averaging 20.6 minutes per game...led the team in total rebounds with 135 and rebounding average with 5.9 per game...had a season-high 13 rebounds vs. Victoria (Nov. 8, 2008)...reached double-figures in rebounds five times...led the team in rebounds on eight occasions...recorded three double-doubles in conference play and two in the Canada West playoffs...fourth leading scorer on the team with 8.7 points per game...had a season-high 20 points vs. Saskatchewan (Oct. 24, 2008)...ranked third on the team in three-pointers made with 25 and three-point shooting at 37.9%...finished third on the team with 14 blocked shots...tallied a season-high three blocked shots vs. Alberta (Oct. 25, 2008).

Other: Started 16 games for the T-Birds in 2007-08...finished second on the team in scoring with 10.8 points per game and led the team with 7.0 rebounds per game...Finished second in the conference with a 46.7% three-point shooting percentage...AAA all-star while playing for Brookwood HS...spent three years with Team BC and suited up for Canada's Junior National team in the summer of 2006.



Kyle Watson #11

Guard
6-6, 190
Fourth Year
Richmond, BC
Langara College

2008-09: Appeared in 19 games for the Thunderbirds starting 14 and averaging 17.1 minutes per game...missed four games due to injury...led the team in field goal percentage at 51.9%...finished fifth on the team in total rebounds with 75 and rebounding average with 3.9 per game...led the team in rebounds twice...had a season-high eight rebounds vs. Simon Fraser (Jan. 10, 2009)...had a season-high 15 points and three three-pointers in the Pacific Division semi-final vs. Simon Fraser (Feb. 13, 2009)...tallied a season-high five steals vs. Winnipeg (Jan. 16, 2009)...had a season-high three assists vs. Thompson Rivers (Feb. 6, 2009).

Other: Averaged 9.9 points and 4.7 boards per game in 2007-08, his first season with the Thunderbirds...transferred from Langara College.




Bryson Kool #12

Forward
6-8, 240
Fifth Year
Pitt Meadows, BC
Pitt Meadows HS

2008-09: Played in all 23 games for the Thunderbirds starting 20 and averaging 20.3 minutes per game...ranked third on the team in total rebounds with 125 and rebounding average with 5.4 per game...had a season-high 21 points, 10 rebounds and four blocked shots vs. Brandon (Nov. 14, 2008)...reached double-figures in rebounds three times...led the team in rebounds on six occasions...recorded two double-doubles...placed sixth on the team in scoring average with 7.5 points per game...reached double-figures in points seven times in conference play and three times during the Canada West playoffs...was second on the team with a 49.3% field goal percentage...led the team with 27 blocked shots...had a season-high three steals in the Pacific Division final vs. Trinity Western (Feb. 20, 2009).

Other: Averaged 9.0 points and 5.8 boards per game last season...has twice finished second in CW field goal percentage...was a 2007-08 Academic All-Canadian...tied for CW record for conference games played at 109 with teammate Matt Rachar...ranks in UBC top 10 in career rebounding numbers.



Graham Bath #13

Forward
6-5, 225
Second Year
Langley, BC
Brookwood HS

2008-09: Appeared in 19 games for the Thunderbirds averaging 10.1 minutes per game...recorded a season-high 11 points vs. Lethbridge (Jan. 30, 2009)...recorded a season-high five rebounds on three occasions vs. Thompson Rivers, Lethbridge and Fraser Valley (Jan. 3/Jan. 30/Feb. 7, 2009)...tallied a season-high four assists vs. Winnipeg (Jan. 16, 2009)...had a season-high two blocked shots vs. Lethbridge (Jan. 30, 2009)...totaled 72 points, 39 rebounds, seven assists, six steals and three blocked shots over 192 minutes of conference play.

Other: Averaged 4.1 points and 2.7 boards as a rookie in 2007-08...played with Brent Malish at Brookwood HS and on the U17 provincial team.




Nathan Yu #15

Guard
6-2, 190
Second Year
Prince George, BC
Vancouver College HS

2008-09: Yu played in all 23 games for the Thunderbirds averaging 14.3 minutes per game...led the team in three-point percentage shooting 39.7%...was fourth on the team with 23 three-pointers...tallied a season-high 15 points and five three-pointers vs. Fraser Valley (Feb. 7, 2009)...ranked fifth on the team with 23 assists...had a season-high three assists vs. Fraser Valley (Feb. 7, 2009)...grabbed a season-high four rebounds in a pre-season game vs. Wilfrid Laurier...placed fifth on the team with 18 steals...had a season-high four steals vs. Manitoba (Jan. 17, 2009).

Other: Appeared in 16 games as a rookie for the T-Birds last season, averaging three points per game...his brother, Jordan, is a former UBC point guard and current assistant coach with the T-Birds.



Matt Rachar #14

Forward
6-7, 210
Fifth Year
Burnaby, BC
Alpha HS

2008-09: Started all 23 games for the Thunderbirds and averaged 21.4 minutes per game...ranked second on the team in total rebounds with 129 and rebounding average with 5.6 per game...had a season-high 10 rebounds vs. Brandon (Nov. 14, 2008)...led the team in rebounds on seven occasions...led the team with 43 offensive rebounds...was the fifth leading scorer on the team with 8.3 points per game...had a season-high 14 points vs. Winnipeg (Jan. 16, 2009) a feat he repeated in the Pacific Division semi-final vs. Simon Fraser (Feb. 13, 2009)...reached double figures in points 11 times...ranked third on the team in field goal percentage shooting 49.0%...finished fourth on the team with 19 steals...recorded a season-high five steals vs. Simon Fraser (Jan. 10, 2009)...placed fourth on the team with 12 blocked shots...tallied a season-high three blocked shots vs. Winnipeg (Jan. 16, 2009)...had a season-high five assists vs. Brandon (Nov. 14, 2008).

Other: Three-time Academic All-Canadian ranks tied atop CW record in conference games played with Bryson Kool at 109...ranks in UBC top 10 in career rebounding numbers.



Balraj Bains #16

Forward
6-9, 200
Second Year
North Delta, BC
North Delta HS

2008-09: Bains appeared in 21 games for the Thunderbirds averaging 8.9 minutes per game...recorded a season-high seven points vs. Trinity Western and Alberta (Oct. 25/Nov. 1, 2008)...recorded a season-high seven rebounds vs. Trinity Western (Nov. 1, 2008)...ranked second on the team in blocked shots with 17 blocks...tallied a season-high four blocked shots in an exhibition game vs. San Francisco State (Aug. 23, 2008)...recorded two blocked shots six times during conference play...totaled 57 points, 56 rebounds, one assist and four steals over 186 minutes of conference play.

Other: Was sixth in the conference last season with 22 blocked shots as a rookie.

CW PLAYOFF REVIEW

2008-09 PLAYOFF RESULTS

(OVERALL: 5-1 HOME: 5-1 AWAY: 0-0)

DATE	OPPONENT	SCORE	HIGH PTS	HIGH REB
Feb 13	SIMON FRASER	W 97-72	22-Chris Dyck	11-Brent Malish
Feb 14	SIMON FRASER	W 101-84	31-Chris Dyck	8-Matt Rachar
Feb 20	TRINITY WESTERN	W 83-80	28-Chris Dyck	7-Bryson Kool
Feb 21	TRINITY WESTERN	W 80-64	16-Chris Dyck	8-Bryson Kool
Feb 27	BRANDON	W 92-71	24-Chris Dyck	10-Brent Malish
Feb 28	CALGARY	76-80 L	23-Chris Dyck	9-Brent Malish

TEAM CONFERENCE STATS (RANK)

Scoring offence:	88.2	1st
Scoring defence:	75.2	3rd
Scoring margin:	+13.0	1st
Field-goal percentage:	49.3%	1st
Field-goal defence:	36.4%	1st
Free-throw percentage:	66.7%	T-7th
Three-point pct:	43.4%	2nd
Rebounding margin:	+0.3	3rd

INDIVIDUAL CONFERENCE LEADERS (RANK)

Scoring:	Chris Dyck	24.0	T-3rd
Rebounding:	Brent Malish	7.0	T-13th
Field-goal pct:	Bryson Kool	56.4%	4th
Free-throw pct:	Blain LaBranche	78.6%	12th
Three-point pct:	Chris Dyck	53.8%	4th
Assists:	Chris Dyck	4.0	T-7th
Steals:	Josh Whyte	1.5	-
Blocks:	Bryson Kool	1.2	4th
Ast/Turnover ratio:	Chris Dyck	1.7	T-5th



Fifth-year guard Chris Dyck has been a monster in the playoffs for the Thunderbirds, leading the team in scoring in all six games. He ranks tied for third in playoff scoring with 24 points per game and is fourth in three-point shooting percentage at 53.8%.

RICH LAM



2008-09 UBC INDIVIDUAL PLAYOFF STATISTICS



##	PLAYER	GP	GS	PTS	AVG	FG	FGA	PCT	3FG	FGA	PCT	FT	FTA	PCT	OFF	DEF	TOT	AVG	PF	FO	A	TO	BLK	STL	MIN	AVG
08	Chris Dyck	6	6	144	24.0	50	90	.556	21	39	.538	23	33	.697	1	29	30	5.0	12	0	24	14	1	6	171	28.5
05	Blain LaBranche	6	6	73	12.2	26	56	.464	10	24	.417	11	14	.786	2	6	8	1.3	15	0	20	12	1	6	141	23.5
04	Josh Whyte	4	2	45	11.3	15	31	.484	4	10	.400	11	20	.550	6	6	12	3.0	7	0	16	6	1	6	84	21.0
09	Brent Malish	6	0	67	11.2	24	48	.500	12	26	.462	7	14	.500	5	37	42	7.0	16	0	6	5	2	1	146	24.3
12	Bryson Kool	6	6	57	9.5	22	39	.564	0	0	.000	13	20	.650	14	20	34	5.7	17	1	5	4	7	3	140	23.3
11	Kyle Watson	6	0	47	7.8	17	25	.680	5	8	.625	8	12	.667	5	9	14	2.3	17	0	5	7	0	2	116	19.3
07	Alex Murphy	6	4	33	5.5	9	27	.333	2	8	.250	13	20	.650	6	15	21	3.5	11	0	16	9	0	3	133	22.2
14	Matt Rachar	6	6	30	5.0	12	31	.387	1	3	.333	5	8	.625	7	20	27	4.5	20	0	9	12	3	8	107	17.8
15	Nathan Yu	6	0	14	2.3	5	16	.313	0	7	.000	4	4	1.000	2	3	5	0.8	11	0	6	6	0	1	72	12.0
16	Balraj Bains	6	0	11	1.8	3	4	.750	0	0	.000	5	8	.625	4	7	11	1.8	8	0	1	2	3	0	34	5.7
13	Graham Bath	5	0	6	1.2	1	5	.200	0	1	.000	4	4	1.000	1	3	4	0.8	10	0	1	3	0	1	35	7.0
06	Akeem Pierre	2	0	2	1.0	0	0	.000	0	0	.000	2	2	1.000	0	1	1	0.5	4	0	1	0	0	1	9	4.5
10	Brett Leveragesage	3	0	0	0.0	0	1	.000	0	1	.000	0	0	.000	0	2	2	0.7	4	0	2	0	0	1	15	5.0
	Total.....	6		529	88.2	184	373	.493	55	127	.433	106	159	.667	57	168	225	37.5	152	1	112	83	18	39	1203	
	Opponents.....	6		451	75.2	140	385	.364	47	157	.299	124	177	.701	75	148	223	37.2	142	-	83	90	19	34	1201	

CW PLAYOFF STATISTICS

2008-09 PLAYOFF LEADERS

SCORING

	GP	FG	3FG	FT	Pts	Avg
Dany Charlery-BRAN	5	46	14	26	132	26.4
Peter Lomuro-WPG	3	21	8	24	74	24.7
Chris Dyck-UBC	6	50	21	23	144	24.0
Nick Lothar-WPG	3	23	7	19	72	24.0
Henry Bekkering-CALG	4	33	6	20	92	23.0
Greg Wallis-SFU	2	14	1	11	40	20.0
Kris Heshka-REG	6	41	0	37	119	19.8
Showron Glover-SASK	2	14	3	6	37	18.5
Tyler Hass-UVIC	3	19	4	12	54	18.0
Jeff Lukomski-REG	6	37	25	6	105	17.5

FREE THROW PCT

	GP	M	A	Pct
Cyril Indome-UVIC	3	7	7	1.000
Dan Brudehl-SASK	2	4	4	1.000
Scott Leigh-ALB	4	9	10	.900
Peter Lomuro-WPG	3	24	28	.857
Matt Kuzminski-SFU	2	12	14	.857
Tarik Tokar-BRAN	5	17	20	.850
Brian Banman-TWU	7	31	37	.838
Jeff Cullen-UVIC	3	20	24	.833
Rejean Chabot-BRAN	5	13	16	.813
Jamal Williams-REG	6	19	24	.792

STEALS

	GP	No.	Avg
Showron Glover-SASK	2	7	3.5
Dany Charlery-BRAN	5	17	3.4
Nolan Brudehl-SASK	2	6	3.0
Tyler Hass-UVIC	3	8	2.7
Nick Lothar-WPG	3	8	2.7
Kris Heshka-REG	6	14	2.3
Peter Lomuro-WPG	3	7	2.3
Jeff Lukomski-REG	6	12	2.0
Tyler Fidler-CALG	4	8	2.0
Rejean Chabot-BRAN	5	9	1.8

REBOUNDING

	GP	O	D	Tot	Avg
Jacob Doerksen-TWU	7	23	61	84	12.0
Ross Bekkering-CALG	4	17	22	39	9.8
Jamal Williams-REG	6	20	37	57	9.5
Jamie Vaughan-TWU	7	23	37	60	8.6
Kris Heshka-REG	6	24	27	51	8.5
Harvey Bradford-ALB	4	14	18	32	8.0
Robbie Sihota-CALG	4	14	18	32	8.0
Mitch Gudgeon-UVIC	3	8	16	24	8.0
Michael Loeffers-SASK	2	10	6	16	8.0
Tyler Hass-UVIC	3	8	15	23	7.7

3-POINT FG PCT

	GP	M	A	Pct
Dustin Reding-CALG	4	6	8	.750
Jeff Spoor-UVIC	3	5	7	.714
Robbie Sihota-CALG	4	6	11	.545
Chris Dyck-UBC	6	21	39	.538
Peter Lomuro-WPG	3	8	15	.533
Jordan Nostedt-SFU	2	2	4	.500
Jason Keegstra-TWU	7	7	15	.467
Brent Malish-UBC	6	12	26	.462
Nick Lothar-WPG	3	7	16	.438
Neb Aleksic-ALB	4	6	14	.429

BLOCKED SHOTS

	GP	No	Avg
Ross Bekkering-CALG	4	9	2.3
Jeff Shynkaryk-WPG	3	6	2.0
Tyler Hass-UVIC	3	4	1.3
Bryson Kool-UBC	6	7	1.2
Tyler Fidler-CALG	4	4	1.0

ASSIST/TURNOVER

	GP	A	TO	Ratio
Jamie McLeod-CALG	4	23	6	3.8
Matt Kuzminski-SFU	2	8	4	2.0
James Horaska-WPG	3	11	6	1.8
Chris Dyck-UBC	6	24	14	1.7
Blain Labranche-UBC	6	20	12	1.7

FIELD GOAL PCT

	GP	M	A	Pct
Ross Bekkering-CALG	4	23	34	.676
Michael Loeffers-SASK	2	10	15	.667
Kris Heshka-REG	6	41	68	.603
Bryson Kool-UBC	6	22	39	.564
Chris Dyck-UBC	6	50	90	.556
Jason Keegstra-TWU	7	24	44	.545
Justin Vanloo-ALB	4	24	44	.545
Dany Charlery-BRAN	5	46	92	.500
Brent Malish-UBC	6	24	48	.500
Tyler Hass-UVIC	3	19	38	.500

ASSISTS

	GP	No.	Avg
Jamie McLeod-CALG	4	23	5.8
Tarik Tokar-BRAN	5	24	4.8
Sean Burke-SFU	2	9	4.5
Rejean Chabot-BRAN	5	22	4.4
Scott Leigh-ALB	4	17	4.3
Brian Banman-TWU	7	29	4.1
Chris Dyck-UBC	6	24	4.0
Nick Lothar-WPG	3	12	4.0
Matt Kuzminski-SFU	2	8	4.0
Henry Bekkering-CALG	4	15	3.8

MINUTES PLAYED

	GP	No.	Avg
Peter Lomuro-WPG	3	114	38.0
Jeff Lukomski-REG	6	226	37.7
Showron Glover-SASK	2	74	37.0
Jacob Doerksen-TWU	7	258	36.9
Kris Heshka-REG	6	221	36.8

2008-09 PLAYOFF T-BIRD LEADERS

SCORING

	G	Pts	Avg
Chris Dyck	6	144	24.0
Blain LaBranche	6	73	12.2
Josh Whyte	4	45	11.3
Brent Malish	6	67	11.2
Bryson Kool	6	57	9.5

Brent Malish	12	26	.462
Blain LaBranche	10	24	.417

Josh Whyte	4	16	4.0
Blain LaBranche	6	20	3.3

FT PCT

	M	A	Pct
Blain LaBranche	11	14	.786
Chris Dyck	23	33	.697
Kyle Watson	8	12	.667
Bryson Kool	13	20	.650

BLOCKED SHOTS

	G	No.	Avg
Bryson Kool	6	7	1.2
Balraj Bains	6	3	0.5
Matt Rachar	6	3	0.5

FIELD GOAL PCT

	M	A	Pct
Kyle Watson	17	25	.680
Bryson Kool	22	39	.564
Chris Dyck	50	90	.556
Brent Malish	24	48	.500
Josh Whyte	15	31	.484

REBOUNDS

	G	No.	Avg
Brent Malish	6	42	7.0
Bryson Kool	6	34	5.7
Chris Dyck	6	30	5.0
Matt Rachar	6	27	4.5

STEALS

	G	No.	Avg
Josh Whyte	4	6	1.5
Matt Rachar	6	8	1.3
Chris Dyck	6	6	1.0

3-POINT PCT

	M	A	Pct
Kyle Watson	5	8	.625
Chris Dyck	21	39	.538

ASSISTS

	G	No.	Avg
Chris Dyck	6	24	4.0

MINUTES

	G	No.	Avg
Chris Dyck	6	171	28.5
Brent Malish	6	146	24.3
Blain LaBranche	6	141	23.5

2008-09 PLAYOFF TEAM LEADERS

SCORING OFFENSE

	G	Pts	Avg
UBC	6	529	88.2
Calgary	4	349	87.2
Winnipeg	3	248	82.7
Regina	6	488	81.3
Victoria	3	236	78.7
Simon Fraser	2	156	78.0
Brandon	5	385	77.0
Alberta	4	303	75.8
Trinity Western	7	517	73.9
Saskatchewan	2	122	61.0

SCORING DEFENSE

	G	Pts	Avg
Saskatchewan	2	140	70.0
Alberta	4	295	73.8
UBC	6	451	75.2
Victoria	3	226	75.3
Calgary	4	304	76.0
Brandon	5	404	80.8
Trinity Western	7	566	80.9
Regina	6	491	81.8
Winnipeg	3	258	86.0
Simon Fraser	2	198	99.0

SCORING MARGIN

	G	O	D	Margin
UBC	6	88.2	75.2	+13.0
Calgary	4	87.2	76.0	+11.2
Victoria	3	78.7	75.3	+3.3
Alberta	4	75.8	73.8	+2.0
Regina	6	81.3	81.8	-0.5
Winnipeg	3	82.7	86.0	-3.3
Brandon	5	77.0	80.8	-3.8
Trinity Western	7	73.9	80.9	-7.0
Saskatchewan	2	61.0	70.0	-9.0
Simon Fraser	2	78.0	99.0	-21.0

REBOUNDING

	G	No.	Avg
Calgary	4	182	45.5
Trinity Western	7	308	44.0
Regina	6	252	42.0
UBC	6	225	37.5
Winnipeg	3	112	37.3
Brandon	5	179	35.8
Alberta	4	143	35.8
Simon Fraser	2	70	35.0
Saskatchewan	2	66	33.0
Victoria	3	95	31.7

FREE THROW PCT

	M	A	Pct
Brandon	82	108	.759
Alberta	66	89	.742
Saskatchewan	24	33	.727
Trinity Western	123	179	.687
Victoria	61	89	.685
Winnipeg	59	88	.670
Simon Fraser	40	60	.667
UBC	106	159	.667
Regina	113	173	.653
Calgary	73	115	.635

FIELD GOAL PCT

	M	A	Pct
UBC	184	373	.493
Calgary	123	260	.473
Alberta	106	241	.440
Regina	167	384	.435
Winnipeg	85	206	.413
Trinity Western	168	421	.399
Brandon	133	337	.395
Victoria	76	202	.376
Saskatchewan	45	120	.375
Simon Fraser	47	135	.348

3PT FG PCT

	M	A	Pct
Winnipeg	19	41	.463
UBC	55	127	.433
Alberta	25	71	.352
Simon Fraser	22	65	.338
Calgary	30	90	.333
Trinity Western	58	175	.331
Regina	41	126	.325
Brandon	37	129	.287
Victoria	23	81	.284
Saskatchewan	8	38	.211

FG PCT DEFENSE

	M	A	Pct
UBC	140	385	.364
Trinity Western	184	448	.411
Calgary	111	270	.411
Regina	172	417	.412
Alberta	107	249	.430
Victoria	72	167	.431
Brandon	141	311	.453
Winnipeg	91	200	.455
Saskatchewan	47	99	.475
Simon Fraser	69	133	.519

3PT FG PCT DEFENSE

	M	A	Pct
Alberta	23	87	.264
UBC	47	157	.299
Calgary	30	96	.313
Winnipeg	17	53	.321
Trinity Western	54	167	.323
Brandon	38	115	.330
Regina	47	126	.373
Victoria	25	66	.379
Saskatchewan	13	28	.464
Simon Fraser	24	48	.500

BLOCKED SHOTS

	G	No.	Avg
Calgary	4	21	5.3
Winnipeg	3	14	4.7
UBC	6	18	3.0
Simon Fraser	2	6	3.0
Trinity Western	7	20	2.9
Saskatchewan	2	5	2.5
Brandon	5	12	2.4
Alberta	4	9	2.3
Victoria	3	6	2.0
Regina	6	11	1.8

ASSISTS

	G	No.	Avg
UBC	6	112	18.7
Calgary	4	72	18.0
Regina	6	98	16.3
Brandon	5	81	16.2
Alberta	4	61	15.3
Simon Fraser	2	28	14.0
Trinity Western	7	97	13.9
Winnipeg	3	41	13.7
Victoria	3	39	13.0
Saskatchewan	2	16	8.0

STEALS

	G	No.	Avg
Saskatchewan	2	23	11.5
Victoria	3	33	11.0
Winnipeg	3	32	10.7
Brandon	5	51	10.2
Regina	6	54	9.0
Alberta	4	34	8.5
Trinity Western	7	49	7.0
UBC	6	39	6.5
Calgary	4	24	6.0
Simon Fraser	2	5	2.5

THUNDERBIRD RECORDS

Overall games (conference plus playoffs and non-conference)

SEASON RECORDS

CATEGORY	RECORD	PLAYER	SEASON
Points	939	J.D. Jackson (38 gms)	1990-91
Scoring Avg	25.9	Ken Klassen (22 gms)	1985-86
Field goals made	335	J.D. Jackson (38 gms)	1990-91
Field goal atts.	664	J.D. Jackson (38 gms)	1990-91
Field goal pct.	.694	Curtis Mephram (118-170)	1996-97
3-pointers made	117	Casey Archibald (38 gms)	2004-05
3-point atts.	297	Casey Archibald (38 gms)	2004-05
3-point FG pct.	.503	Randy Ellis (82-163)	1993-94
Free throws	215	Kyle Russell (32 gms)	2002-03
Free throw att.	300	Kyle Russell (32 gms)	2002-03
Free throw pct	.877	Frank Janowicz (64-73)	1978-79
Rebounds	395	Derek Sankey	1969-70
Rebounding avg	13.0	Ken Klassen (25 gms)	1983-84
Assists	369	Kevin Hanson (35 gms)	1986-87
Assists average	10.5	Kevin Hanson (35 gms)	1986-87

SINGLE GAME RECORDS


CATEGORY	RECORD	PLAYER	OPPONENT	DATE
Most points (top 5)	51	J.D. Jackson	Saskatchewan	12/02/89
	48	Ron Thorsen	Saskatchewan	01/31/70
	44	Bob Barazzuol	at Alaska Methodist	02/28/66
	43	Kyle Russell	Alberta	03/01/03
	42	Ken Morris	Calgary	01/28/95
Most points in a half	37	J.D. Jackson	Saskatchewan	12/02/89
Field goals made	18	J.D. Jackson	Saskatchewan	12/02/89
Field goals attempted	28	Ken Morris	Calgary	01/28/95
3-point field goals made	7	Casey Archibald	at Simon Fraser	11/21/03
	7	Casey Archibald	vs York	12/29/03
	7	John Dykstra	Calgary	11/21/97
3-point field goals attempted	15	Casey Archibald	vs York	12/29/03
Free throws made	19	Kyle Russell	Alberta	03/01/03
Free throws attempted	23	Kyle Russell	Alberta	03/01/03
Free throw percentage	1.000	J.D. Jackson (13)	Lethbridge	01/11/92
	1.000	Kyle Russell (13)	Trinity Western	02/21/03
	1.000	Kyle Russell (12)	Trinity Western	01/26/02
Most rebounds (top 3)	23	Aaron Point	Alberta	02/13/87
	20	Ryder McKeown	Winnipeg	12/02/05
	19	Peter Wauthy	at Regina	11/30/03
Most assists	18	Brian Tait	Brandon	12/30/90
Most steals (modern day)	8	Jordan Yu	UC of the Caribou	10/21/04

CAREER RECORDS

CATEGORY	RECORD	PLAYER	YEARS
Most points (top 5)	3,581	J.D. Jackson (174 gms)	1986-92
	3,024	Casey Archibald (179 gms)	2002-07
	2,638	Al Lalonde (173 gms)	1986-91
	2,542	Derek Christiansen (167 gms)	1989-94
	2,142	Bob Forsyth (113 gms)	1979-82
Scoring Average	23.6	Kyle Russell (57 gms)	2001-03
Rebounds (top 3)	1,089	Mike McKay (122 gms)	1974-77
	1,073	Bob Forsyth (113 gms)	1979-82
	1,053	Jason Leslie (168 gms)	1987-92
Rebounding Average	9.5	Bob Forsyth (113 gms)	1979-82
Assists	1,334	Brian Tait (168 gms)	1989-94
Assist Average	8.5	Perrie Scarlett (75 gms)	1987-89



2003 CIS player of the year Kyle Russell holds the UBC record for free throws made and attempted, set during a 43-point performance, the fourth-highest game total in UBC history.



Two-time CIS Player of the Year J.D. Jackson shows off his career scoring record. The total has since been revised. Jackson is now the head coach of Le Mans in France where he played professionally for many years.

ALL-TIME HONOURS

CIS ALL-CANADIANS

YEAR	PLAYER	TEAM
2006-07	Casey Archibald	First
2005-06	Casey Archibald	First
2002-03	Kyle Russell	First
2001-02	Kyle Russell	First
1995-96	Ken Morris	Second
1992-93	Derek Christiansen	Second
1991-92	J.D. Jackson	First
1990-91	J.D. Jackson	First
1989-90	J.D. Jackson	First
1987-88	J.D. Jackson	Second
1986-87	Paul Johansson	First
1985-86	Ken Klassen	Second
1971-72	Ron Thorsen	First
1970-71	Ron Thorsen	First
1969-70	Ron Thorsen	First
	Bob Molinski	Second

MAJOR CIS AWARD WINNERS

MIKE MOSER MEMORIAL TROPHY

(player of the year)

2002-03	Kyle Russell
1991-92	J.D. Jackson
1990-91	J.D. Jackson

STUART W. ABERDEEN

MEMORIAL TROPHY

(coach of the year)

2005-06	Kevin Hanson
1995-96	Bruce Enns
1990-91	Bruce Enns*
1989-90	Bruce Enns

*co-winner

BOBBY GAUL MEMORIAL TROPHY

(UBC'S OUTSTANDING GRADUATING MALE ATHLETE)

2007	Casey Archibald	1956	John McLeod
2003	Kyle Russell*	1954	Dan Zaharko
1995	Ken Morris	1953	Bob Hindmarch
1992	J.D. Jackson	1949	Reid Mitchell
1989	Perrie Scarlett	1948	Pat McGeer
1982	Rob Forsyth	1943	Art Barton
1972	Ron Thorsen	1941	Pat Flynn
1964	Dave Way*	1939	Rann Matthison
1961	Ken Winslade	1936	George Pringle
1958	Ed Wild		

*co-winner



Right: 1972 Bobby Gaul Winner Ron Thorsen putting home a layup in the Buchanan Cup in his senior year.

CANADA WEST ALL-STARS

YEAR	PLAYER	TEAM
2008-09	Chris Dyck	Second
	Josh Whyte	Second
2007-08	Chris Dyck	Second
2006-07	Casey Archibald	First
	Chris Dyck	Second
2005-06	Casey Archibald	First
	Pasha Bains	First
2004-05	Casey Archibald	Second
2003-04	Casey Archibald	First
	Karlo Villanueva	Second
2002-03	Kyle Russell	First
	Cory Ogilvie	Second
	Casey Archibald	Rookie
2001-02	Kyle Russell	First
	Paul Naka	Rookie
2000-01	Courtenay Kolla	Second
1999-00	Courtenay Kolla	First
	Zaheed Bakare	Rookie
1998-99	Stanleigh Mitchell	First
1997-98	Gerald Cole	First
	Nino Sose	Second
	John Dykstra	Second
	Beau Mitchell	Rookie
1996-97	Gerald Cole	First
	John Dumont	Second
	Eric Butler	Second
1995-96	Ken Morris	First
	Mark Tinholt	Second
1994-95	Ken Morris	First
	John Dumont	Rookie
1993-94	Derek Christiansen	First
	Bob Heighton	Second
1992-93	Derek Christiansen	First
1991-92	J.D. Jackson	First
	Jason Leslie	Second
1990-91	J.D. Jackson	First
	Al Lalonde	Second
1989-90	J.D. Jackson	First
	Mike Clarke	Second
1988-89	Al Lalonde	First
1987-88	J.D. Jackson	First
	Perrie Scarlett	Second
1986-87	Paul Johansson	First
	Aaron Point	Second
1985-86	Ken Klassen	First
	Paul Johansson	First

*player of the year

CANADA WEST PLAYER OF THE YEAR

YEAR	PLAYER
2006-07	Casey Archibald
2005-06	Casey Archibald
2002-03	Kyle Russell
1992-93	Derek Christiansen
1991-92	J.D. Jackson
1990-91	J.D. Jackson

CANADA WEST COACH OF THE YEAR

YEAR	COACH
2008-09	Kevin Hanson
2005-06	Kevin Hanson
2001-02	Kevin Hanson (tie)
1995-96	Bruce Enns

SEASON-BY-SEASON


CANADA WEST/WESTERN CANADIAN TITLES: 2008, 2007, 2003, 1996, 1992, 1991, 1987, 1975, 1972, 1970, 1968, 1967, 1964, 1963, 1961, 1960

CIS/CANADIAN TITLES: 1972, 1970, 1941, 1937, 1931

SEASON	GP	W	L	PF	PA	PTS	REG SEASON	PLAYOFFS	COACH
2008-09	23	21	2	1957	1521	42	1st, PD	-	Kevin Hanson
2007-08	23	18	5	1950	1722	36	1st, PD	Lost to Brock in first round of CIS	Kevin Hanson
2006-07	23	20	3	1979	1705	40	1st, PD	Lost to Ottawa in first round of CIS	Kevin Hanson
2005-06	20	20	0	1851	1527	40	1st, PD	Lost to Cape Breton in first round of CIS	Kevin Hanson
2004-05	20	11	9	1563	1421	22	2nd, PD	Lost 2-0 to UVic in Pacific Division final	Kevin Hanson
2003-04	20	12	8	1604	1473	24	2nd, PD	Lost to York in first round of CIS	Kevin Hanson
2002-03	20	15	5	1702	1525	30	1st, PD	Lost to Guelph in first round of CIS	Kevin Hanson
2001-02	20	14	6	1550	1494	28	2nd, PD	Lost 2-1 to UVic in CW Quarterfinals	Kevin Hanson
2000-01	22	9	13	1640	1641	18	5th, CW	Lost 2-1 to Lethbridge in CW Quarterfinals	Kevin Hanson
1999-00	20	12	8	1484	1476	24	3rd, CW	Lost 2-0 to Alberta in CW Semifinals	Bruce Enns
1998-99	20	11	9	1545	1413	22	4th, CW	Lost 2-0 to UVic in CW Semifinals	Bruce Enns
1997-98	20	9	11	1604	1586	18	4th, CW	Lost 2-1 to UVic in CW Semifinals	Bruce Enns
1996-97	20	11	9	1682	1597	22	4th, CW	Lost 2-1 to UVic in CW Semifinals	Bruce Enns
1995-96	20	16	4	1899	1687	32	1st, CW	Lost 84-67 to Alberta in CIS Semifinals	Bruce Enns
1994-95	20	14	6	1834	1817	28	3rd, CW	Lost 2-0 to Alberta in CW Semifinals	Bruce Enns
1993-94	20	10	10	1863	1864	20	3rd, CW	Lost 2-0 to Alberta in CW Finals	Bruce Enns
1992-93	20	7	13	1734	1769	14	6th, CW	Did not qualify	Bruce Enns
1991-92	20	14	6	1797	1643	28	1st, CW	Lost 90-82 to Brock in CIS Semifinals	Bruce Enns
1990-91	20	15	5	1985	1797	30	1st, CW	Won consolation final at CIS championship	Bruce Enns
1989-90	20	15	5	1830	1714	30	2nd, CW	Lost 2-0 to Alberta in CW Semifinals	Bruce Enns
1988-89	20	10	10	1666	1633	20	3rd, CW	Lost 2-1 to Victoria in CW Finals	Bruce Enns
1987-88	20	14	6	1785	1694	28	2nd, CW	Lost 2-0 to Saskatchewan in CW Semifinals	Bruce Enns
1986-87	10	7	3	780	726	14	2nd, CW	Lost 74-66 to Brandon in CIS Final	Bruce Enns
1985-86	10	3	7	760	832	6	6th, CW	Did not qualify	Bruce Enns
1984-85	10	2	8	702	757	4	6th, CW	Did not qualify	Bill Edwards
1983-84	10	2	8	640	800	4	5th, CW	Did not qualify	Bill Edwards
1982-83	10	3	7	718	754	6	5th, CW	Did not qualify	Bob Molinski
1981-82	20	3	17	1265	1522	6	6th, CW	Did not qualify	Peter Mullins
1980-81	20	9	11	1436	1473	18	4th, CW	Did not qualify	Peter Mullins
1979-80	20	11	9	1517	1393	22	3rd, CW	Did not qualify	Peter Mullins
1978-79	20	10	10	1439	1533	20	4th, CW	Did not qualify	Peter Mullins
1977-78	20	11	9	1385	1360	22	3rd, CW	Did not qualify	Peter Mullins
1976-77	20	11	9	1559	1446	22	3rd, CW	Did not qualify	Peter Mullins
1975-76	20	13	7	1444	1294	26	2nd, CW	Lost to Calgary in CW final	Peter Mullins
1974-75	20	13	7	1470	1265	26	2nd, CW	Won CW final 2-0 over Victoria	Peter Mullins
1973-74	20	13	7	1388	1289	26	2nd, CW	Lost 2-0 to Alberta in CW final	Peter Mullins
1972-73	20	9	11	-	-	18	3rd, CW	Did not qualify	Peter Mullins
1971-72	16	13	3	1315	-	-	1st, CW	CW and CWIAA champions	Peter Mullins

Conference games only listed. Bryson Kool (right) and Matt Rachar (far right) played in a Canada West record 109 regular season games over their five-year T-Bird careers.

RICH LAM



THUNDERBIRDS YOU SHOULD KNOW

by Fred Hume, UBC Athletics Historian

1930-1959

Maury Van Vliet: Coached several UBC varsity sports including basketball for nine years, winning two Canadian championships. In the spring of 1936, Van Vliet, a member of the UBC Sports Hall of Fame guided UBC to its second Canadian title, as the T-Birds defeated Western Ontario, the defending 1936 Olympic silver medallists. This team was led by Rann Matthison, George Pringle and "gold dust twins" Jim Bardsley and Art Willoughby.

George Pringle: A star on the 1937 UBC Canadian champion Thunderbirds, he was also the inaugural winner of the Bobby Gaul Memorial Trophy. A member of the UBC Sports Hall of Fame, Pringle was a United Church minister, eventually losing his life in World War II.

John Forsyth: UBC basketball's most notable father/son combination, John was a UBC scoring star in the late '40s and an Evergreen Conference "All-American". His son, Rob, was a standout in the '80s, winning the Bobby Gaul award in '82.

Sandy Robertson: One of UBC's greatest athletes, he set scoring records in the 1940s and starred on the T-Birds' '45-46 Hall of Fame team. After winning the Canadian title in 1941, UBC moved to the U.S. Pacific Northwest Conference. Coached by Bob Osborne, UBC proceeded to win that league - a first for a Canadian basketball team - plus registered wins over the Globetrotters, Washington Huskies, Washington State and Oregon. Perhaps UBC's best ever basketball team, it also featured Pat McGeer, Reg Clarkson, "Hunk" Henderson and Richie Nicol. The team's 124 points against Idaho College is a UBC single-game record that lasted more than 50 years.

Pat McGeer: This member of the UBC Sports Hall of Fame set scoring records with the '48 Thunderbirds that represented Canada at the '48 Olympics. He has since become a renowned scientist at UBC, specializing in brain research. Coached by Bob Osbourne, the '48 team also featured Harry Kermodé, Reid Mitchell and Ole Bakken.



Bob Osborne: A star player on the 1931 Canadian champion UBC team (this school's first ever championship team), he also played in the '36 Olympics. He coached two UBC Hall of Fame teams, including the squad that represented UBC at the '48 Olympics. Also a member of the UBC Sports Hall of Fame.

John McLeod: While with UBC from 1952-56, he rewrote UBC scoring records and was a three-time U.S. conference all-star. This member of UBC's Sports Hall was an Olympian in 1956.

Jack Pomfret: UBC's longest serving head coach, he coached men's basketball for 14 years, which included five Western Canadian championships. An assistant coach at the 1956 Olympics, he has been inducted into UBC's Sports Hall of Fame.

1960-1979

Ken Winslade: This all-time great guard was twice the Western Canadian scoring champion and twice most valuable player. He led UBC to an undefeated season in 1960-61 and is now in the UBC Sports Hall of Fame.

Peter Mullins: He spent 20 years as coach of the UBC varsity team, including two championships seasons. He has the most coaching wins in Thunderbird Basketball history and has a CIS trophy for coach of the year named in his honour. A member of the UBC Sports Hall of Fame.

Ron Thorsen: A three-time All-Canadian, he set UBC and CIS scoring records in the '70s, leading UBC to two national titles. The only Thunderbird to be drafted by the NBA, he also coached the UBC women to a national title and is a member of the UBC Sports Hall.

Ken Shields: An icon in Canadian basketball, he played for the 'Birds in the 1960's and coached the UBC women to a Canadian title in 1969-70. He has also coached several other CIS championship teams, as well as the national team and professional teams.

Derek Sankey: A key member of UBC's national champions of 1969-70, he was a national tournament all-star in '70. A national team member and 1976 Olympian, he is a member of the Canadian Basketball Hall of Fame.

1980-present

J.D. Jackson: UBC's most prolific scorer, he holds several records including most points in a game, season and career. A four-time CIS All-Canadian and CIS outstanding player twice, he was also a national team member and once faced Michael Jordan in international competition. A member of UBC's Sports Hall of Fame.

Paul Johansson: An All-Canadian in 1986-87, he led UBC to the '87 national final. To get there, this team won the school's first Canada West title in 12 years, defeating the seven-time defending national champion Vikes in front of a packed house at War Memorial. This team was captained by current head coach Kevin Hanson and also featured J.D. Jackson and Al Lalonde.

Kyle Russell: In 2002-03 he became just the second Thunderbird to win the CIS player of the year award and was twice named an All-Canadian. Has UBC's highest career scoring average and UBC game and season free-throw records.

Casey Archibald (left): One of the most dynamic players ever to don the Blue and Gold, he was the 2007 Bobby Gaul Award winner after a career that saw him win back to back CW MVP awards in 2006 and 2007. He finished top 6 in league scoring over his final four years and was the leader of the UBC squad that went a perfect 20-0 in 2005-06.



**University of British Columbia
Athletics and Recreation
6081 University Blvd
Vancouver, BC
V6T 1Z1
www.gothunderbirds.ca**